

Clark & the Aces – technical rider



Clark : upright bass + lead vocals
Wouter : guitar + backing vocals
Tim : Drums

Backline :

1. Upright bass : 3/4 or 4/4 bass - with a K&K or underwood element and with rockabilly setup: what means :the action distance between fingerboard and bottom strings must be minimum 9 millimeters and maximum 1,3 millimeters (if the bass has an adjustable bridge it would be easier for me to get the right distance)

Strings :

- E string : Wrapped nickel or chrome steel with inside gut or gut a like string – tension not to loose !
- A string : Wrapped nickel or chrome with inside gut or gut a like string
- D string : Gut string or gut a like string
- A string : Gut string or gut a like string

2. Bass amplifier :

- Mark Bass amp (800 w)
- Basic : speaker cabinet 4x10 inch
- extra 1x15 inch cabinet

3. Drums :

- Basic drums kit ; bass drum , floor tom ,high tom, mid tom
- Snare drum
- Hardware + Hi Hat cymbals + crash cymbal + ride cymbal
- Maracas
- Drum stool must be minimum **height of 65cm !**
- Output monitor : XLR line for in ears

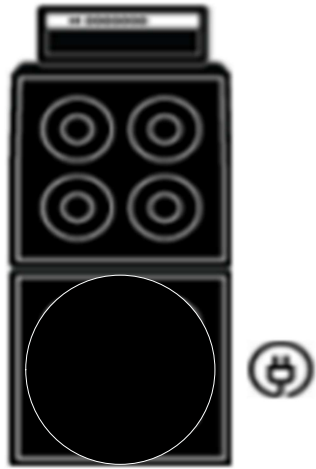
4. Guitar :

- Fender amplifier with reverb (blues deluxe , Princeton etc)
- Electric guitar for slide (ex : Fender Telecaster or Danelectro)

5. Microphones and monitors

- Lead singer : telescoping mic stand with microphone and 2 monitors
- Guitar player : telescoping mic stand with microphone and 2 monitors
- Drums : Output monitor : XLR line for in ears

Mark bass amp
with XLR out



CLARK & THE ACES

Monitor : XLR
for IN EARS



Tim:Drums



Fender amp :
microphone



Clark : lead vox



Wouter : backing
vox

